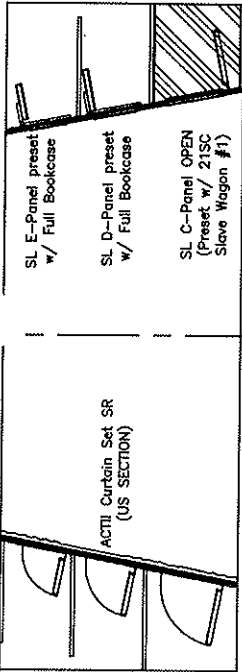


LULU (LOC)

FINAL- 12/1/2008

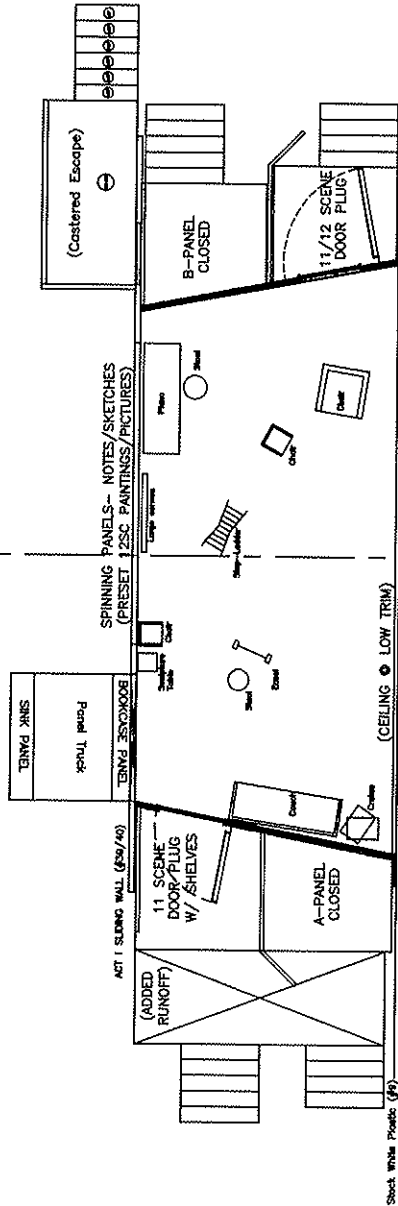
Pipe	Distance	Description	Motor	Trim	Scene
106	68'-8"	#3 CYCLORAMA			REP
105	68'-1"	#2 CYCLORAMA			REP
104	67'-6"				
103	67'-0"				
102	66'-8"				
101	65'-11"				
100	65'-8"				
99	64'-1"				
98	64'-5"				
97	63'-10"				
96	63'-4"				
95	62'-10"				
94	62'-3"				
93	61'-9"				
92	61'-3"				
91	60'-9"				
9E	59'-10"	#9 ELECTRIC			REP
9D	58'-11"				
9C	58'-5"				
9B	57'-11"				
9A	57'-9"				
8E	56'-11"				
8D	56'-4"				
84	55'-10"				
83	55'-4"				
82	54'-10"				
81	54'-3"				
80	53'-9"				
8E	52'-11"	#8 ELECTRIC			REP
79	52'-0"				
78	51'-6"				
77	50'-11"				
76	50'-5"				
75	49'-11"				
74	49'-11"				
73	48'-10"	STOCK BOD	+18		ALL
72	48'-4"				
71	47'-10"				
70	47'-3"				
7EA	46'-9"	#7A ELECTRIC			REP
7E	45'-7"	#7 ELECTRIC			REP
6E	45'-0"				
67	44'-5"				
66	43'-11"				
65	43'-5"				
64	42'-10"				
63	42'-4"				
62	41'-10"				
		#7 BLACK LEGS			REP
61	41'-4"	#5 REP BLACK BORDER			REP
60	40'-10" ACT	II/III SLIDING WALL (HDEE TRACK)	+30/9"	(M) 2/3	
59	40'-3"	ACT II & III Header	+16		2/3
58	39'-9"				
5E	39'-0"	#6 ELECTRIC			REP
57	38'-0"				
56	37'-6"				
55	37'-0"				
54	36'-8"				
53	35'-11"	ACT II & III Header	+16		2/3
52	35'-5"				
		#6 BLACK LEGS			REP
51	34'-11"	#4 REP BLACK BORDER			REP
50	34'-5"				
49	33'-10"				
48	33'-4"				
47	32'-10"				
46	32'-0"	#5 ELECTRIC			REP
45	31'-0"	ACT III Deco Wall	+28		SC31
44	30'-0"	ACT II & III Header	+18		2/3
43	29'-6"				
42	29'-0"				
		#5 BLACK LEGS			REP
41	28'-5"	#3 REP BLACK BORDER			REP
40	27'-11"				
39	27'-5"	ACT I SLIDING WALL (UNIDEAN)	M - (88) 00	ACT I	
38	26'-11"				
37	26'-5"	US CEILING POINTS	(M)		ALL
36	25'-10"	SL SHOW LEG #5	+7		ALL
4E	24'-9"	#4 ELECTRIC			REP
35	24'-0"				
34	23'-6"				
33	22'-11"				
32	22'-5"	MS CEILING POINTS	(M)		ALL
		#4 BLACK LEGS			REP
31	21'-11"	#2 REP BLACK BORDER			REP
30	21'-5"				
29	20'-11"				
28	20'-5"	MS CEILING POINTS	(M)		ALL
27	19'-10"				
26	19'-4"	VARILITE TRACK (EEE)	+18		
25	18'-10"				
3E	17'-11"	#3 ELECTRIC			REP
24	17'-0"	SL SHOW LEG #2	+26		ALL
23	16'-6"	MS CEILING POINTS	(M)		ALL
22	15'-11"				
		#3 BLACK LEGS			REP
21	15'-5"	#1 REP BLACK BORDER			REP
20	14'-11"				
19	14'-5"	MS CEILING POINTS	(M)		ALL
18	13'-10"				
17	13'-4"				
16	12'-10"				
15	12'-3"				
14	11'-9"				
13	11'-3"	DS CEILING POINTS	(M)		
12	10'-9"				
		#2 BLACK LEGS			REP
11	10'-3"	CONFER W/ TECHNICAL DR.			
10	9'-9"	STOCK BLACK BORDER	+8		ALL
9	9'-3"	STOCK WHITE RP PLASTIC	+11		ALL
8	8'-9"	STOCK WHITE GAUZE	+3		ALL
7	8'-2"				
6	7'-8"	US FALSE PRO POINTS	+15		ALL
BRIDGE					
3	3'-6"				
2	3'-1"	DS FALSE PRO POINTS	+11		
1	2'-9"	STOCK BLACK BORDER	+8		ALL
ST	2'-3"	SURTTILES	CM 27'-3"		
HC	1'-9"	HOUSE CURTAIN			
PC	0'-6"	FINE CURTAIN			
Pipe Distance from H.		Description	Motor	Trim	Scene

(NOTE: scrim, plastic, and border have higher trim for Act II/III to match ceiling high trim)  
 (NOTE: Front projection used - matte side of RP to be DS)



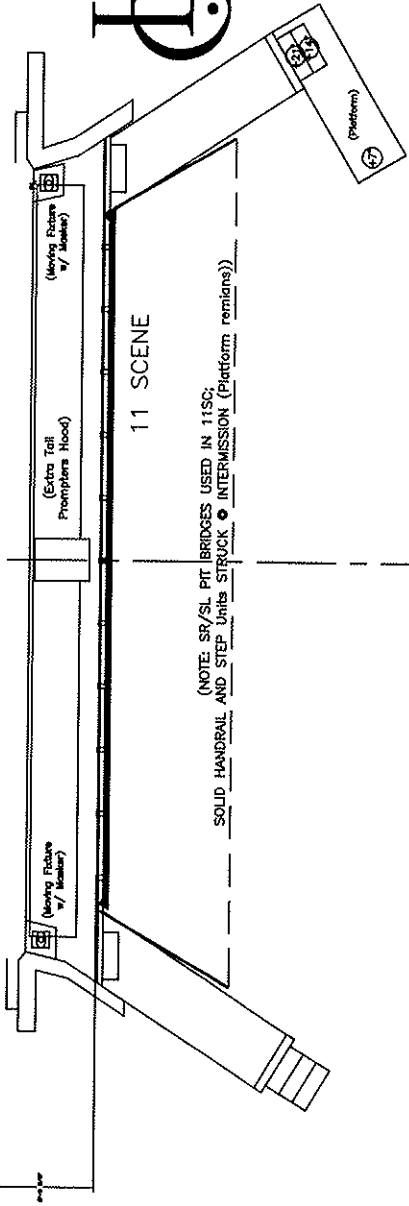
ACT I Sliding Wall (839/140)  
ACT II Staircase Preset  
Stock #80 (823)

ACT II/III DECK PRESET  
Stock #80 (873)



Stock White Panels  
Stock White Scrim (88)

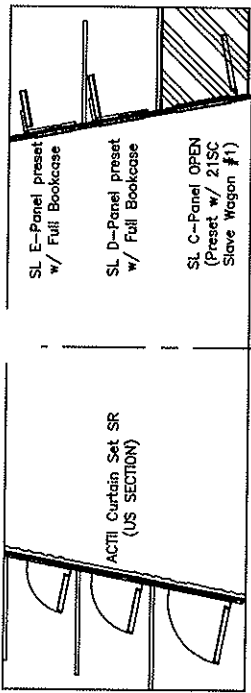
Stock White Panels  
Stock White Scrim (88)



(NOTE: SR/SL PIT BRIDGES USED IN 11SC;  
SOLID HANDRAIL AND STEP Units STRUCK @ INTERMISSION (Platform remains))

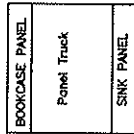
LYRIC OPERA  
of Chicago  
LULU  
Ground Plan  
12/1/2008 Scale: NTS  
Director: Curran  
Designer: Knight





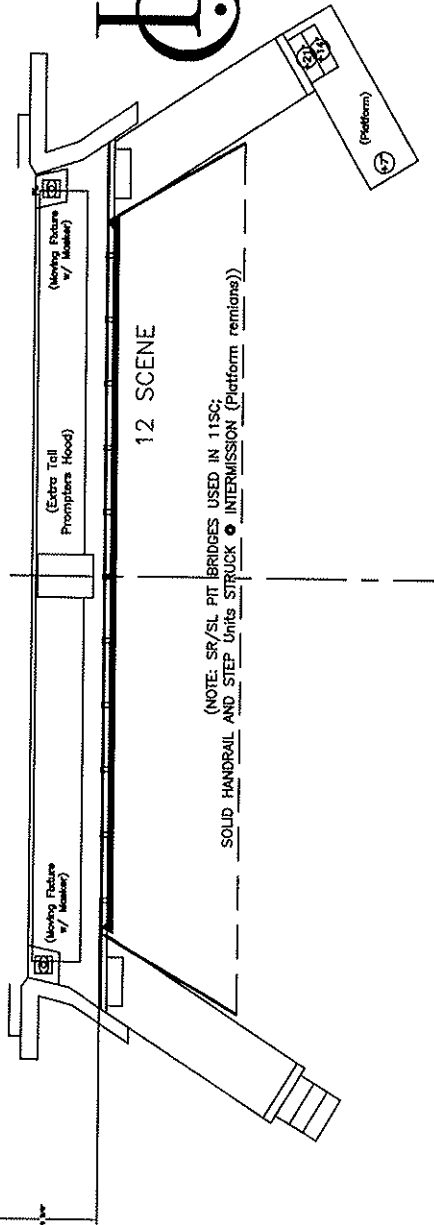
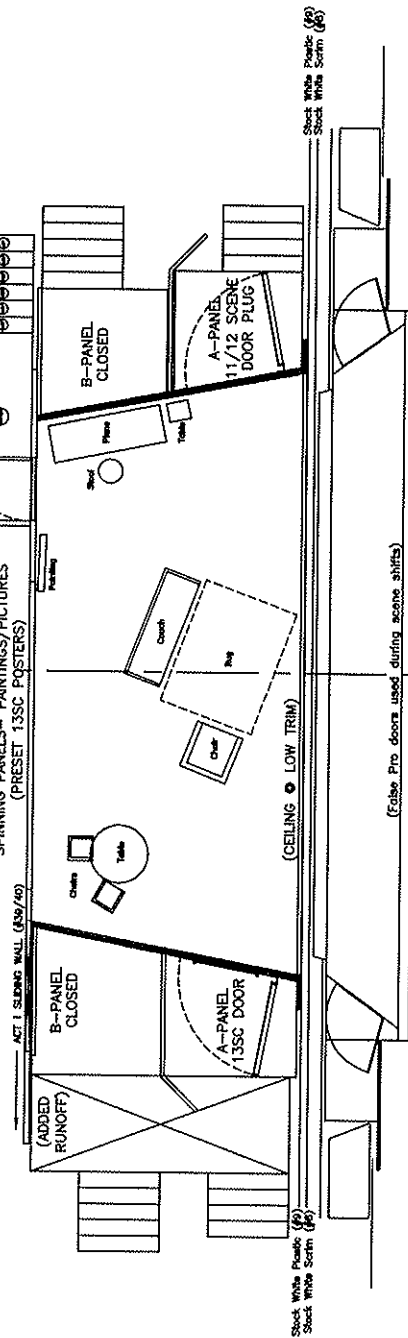
ACT II/III DECK PRESET

Stock 800 (#73)



(Spin truck 180  
as 13sc preset)

SPINNING PANELS-- PAINTINGS/PICTURES  
(PRESET 13SC POSTERS)



(NOTE: SR/SL PIT BRIDGES USED IN 11SC;  
SOLID HANDRAIL AND STEP UNITS STRUCK ● INTERMISSION (Platform remains))

LYRIC OPERA  
of Chicago

LULU

Ground Plan

12/1/2008 Scale: NTS

Director: Curran

Designer: Knight

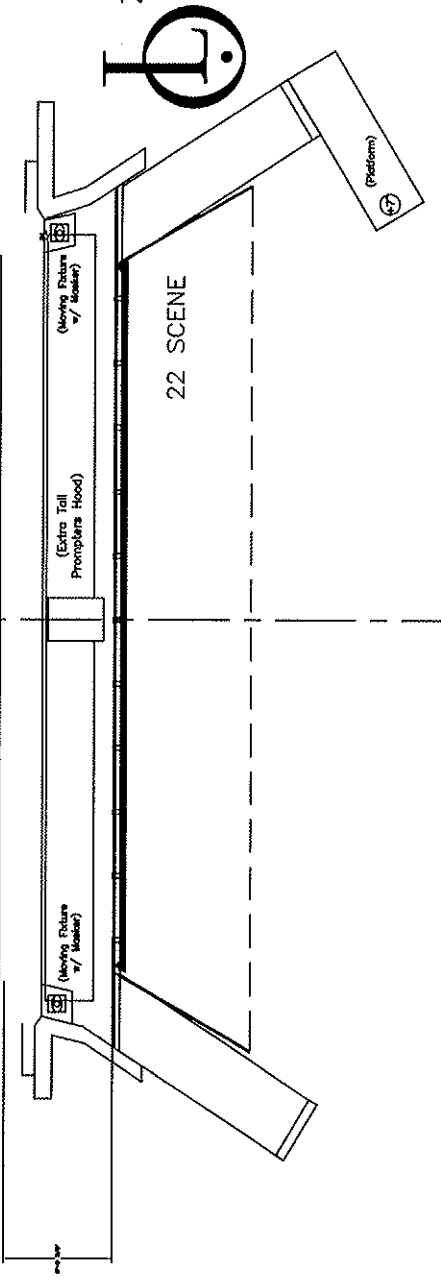
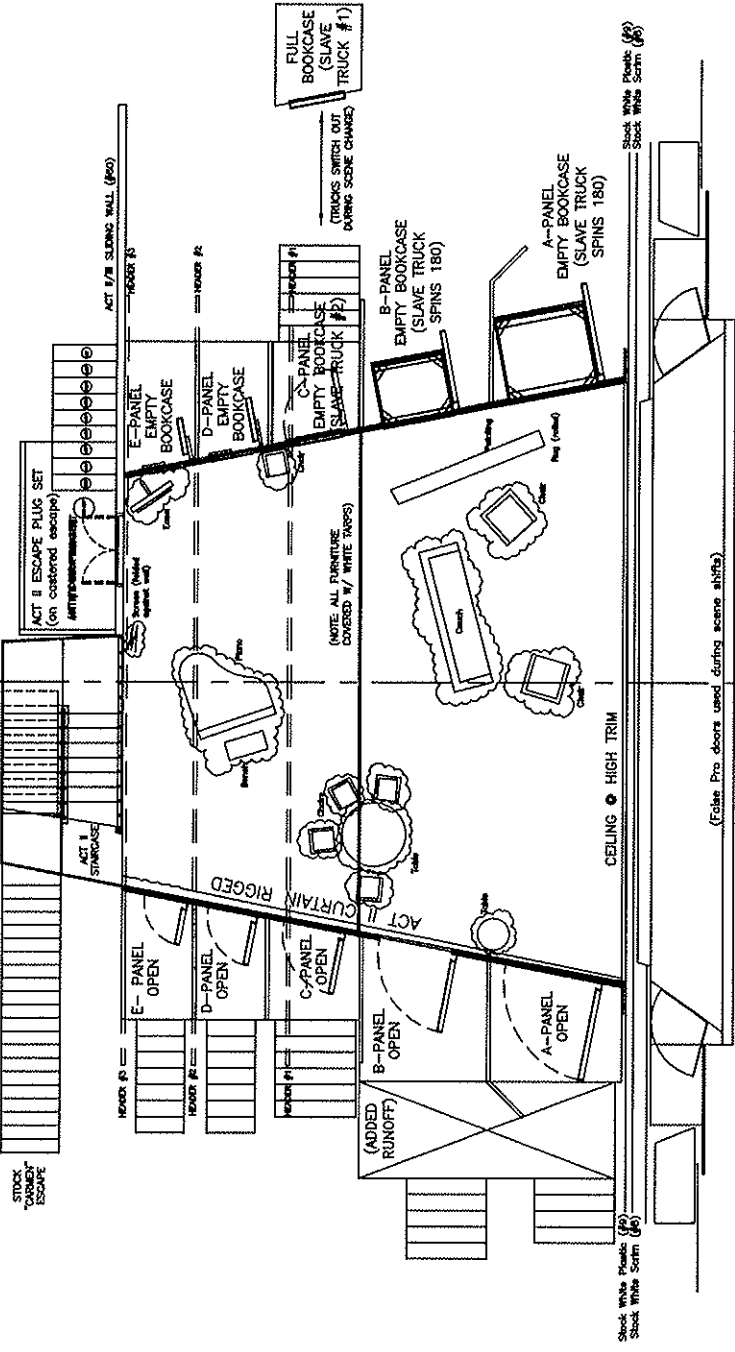






Stock BOD (#73)

Stock BOD (#73)



# LYRIC OPERA

of Chicago

LULU

Ground Plan

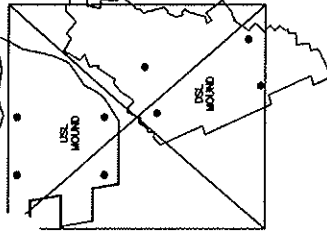
12/1/2008 Scale: NTS

Director: Curran

Designer: Knight

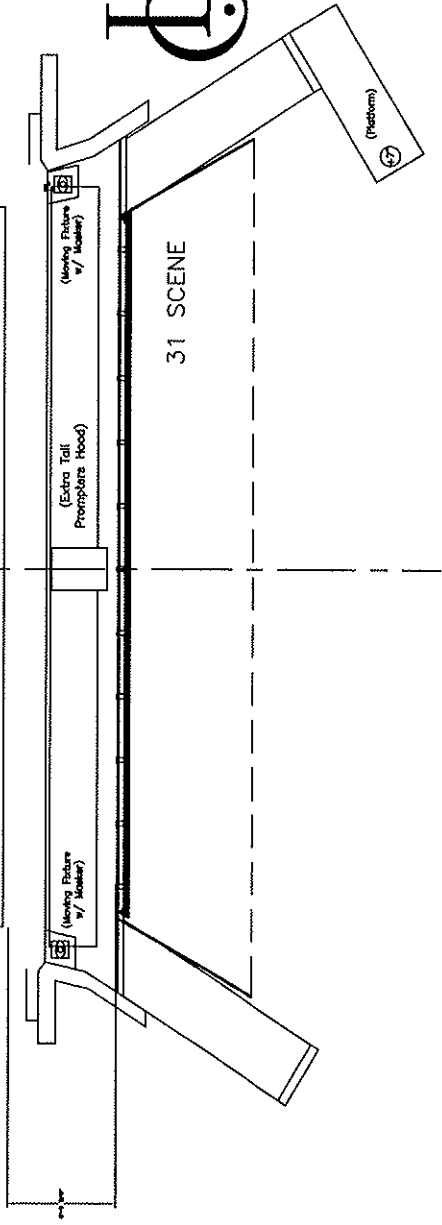
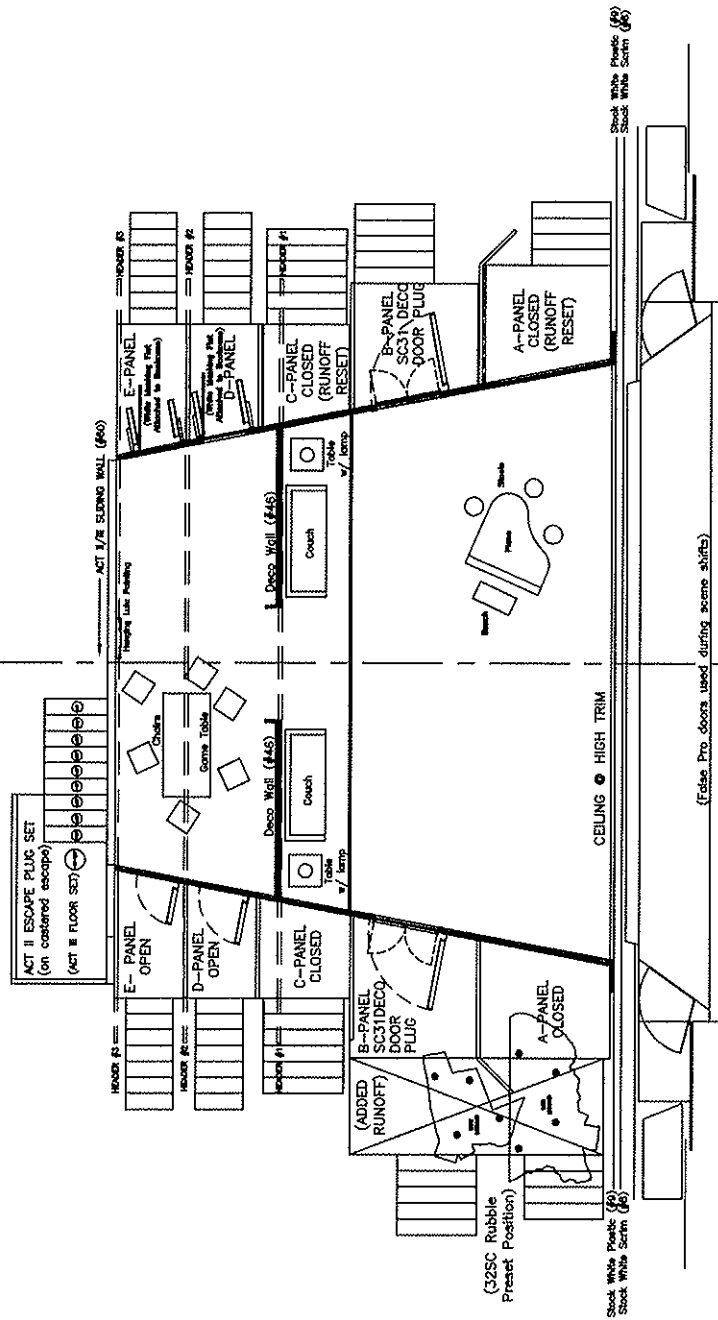


USL/SSL RUBBLE MOUND STOCK SLAVE CART



Stock 800 (#73)

Stock 800 (#73)

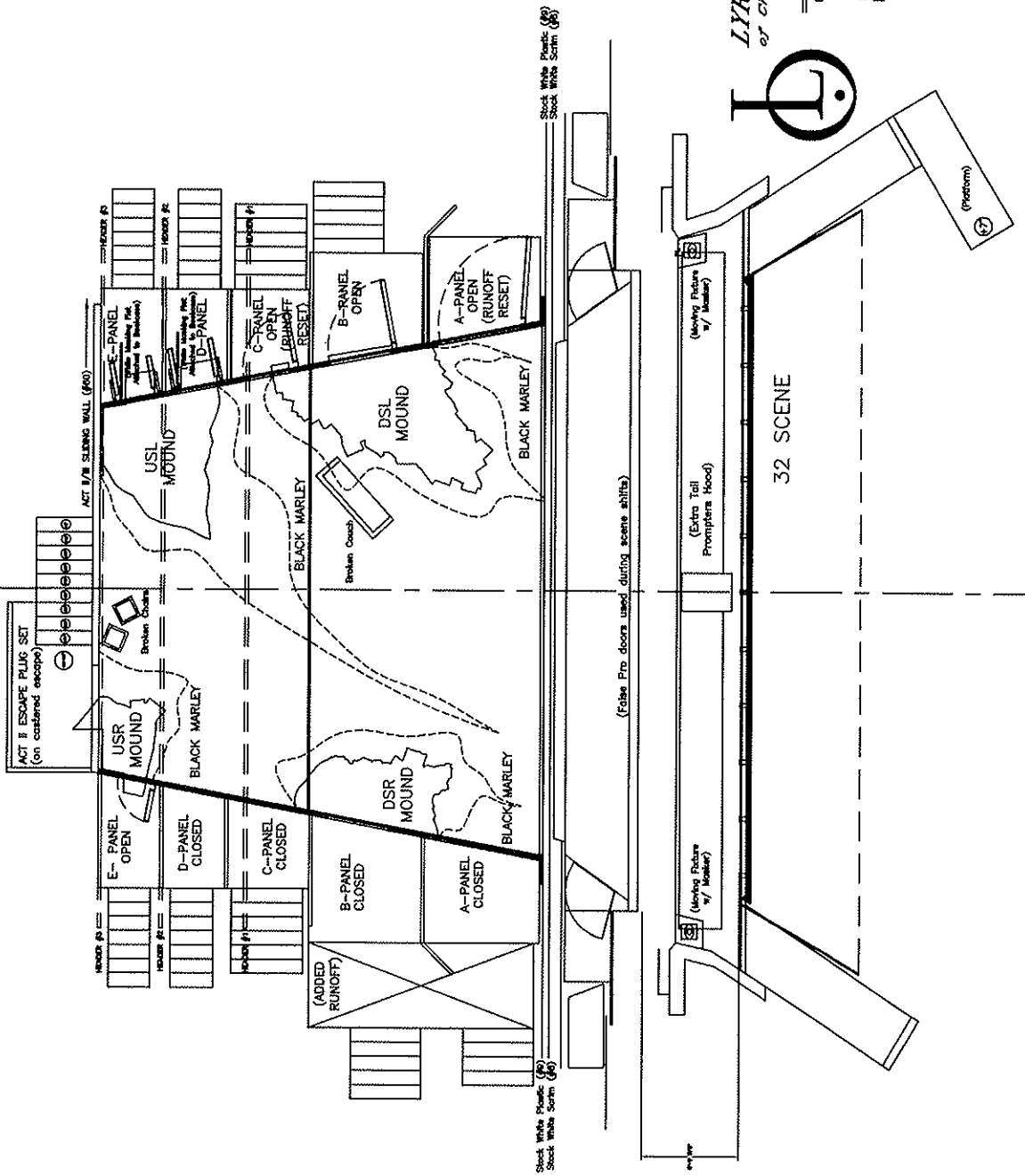


LYRIC OPERA  
of Chicago  
LULU  
Ground Plan  
12/1/2008 Scale: NTS  
Director: Curran  
Designer: Knight



Stock 800 (E73)

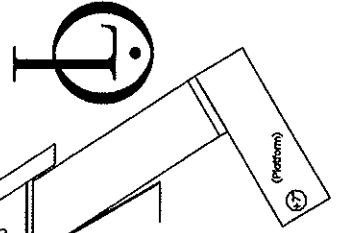
Stock 800 (E73)



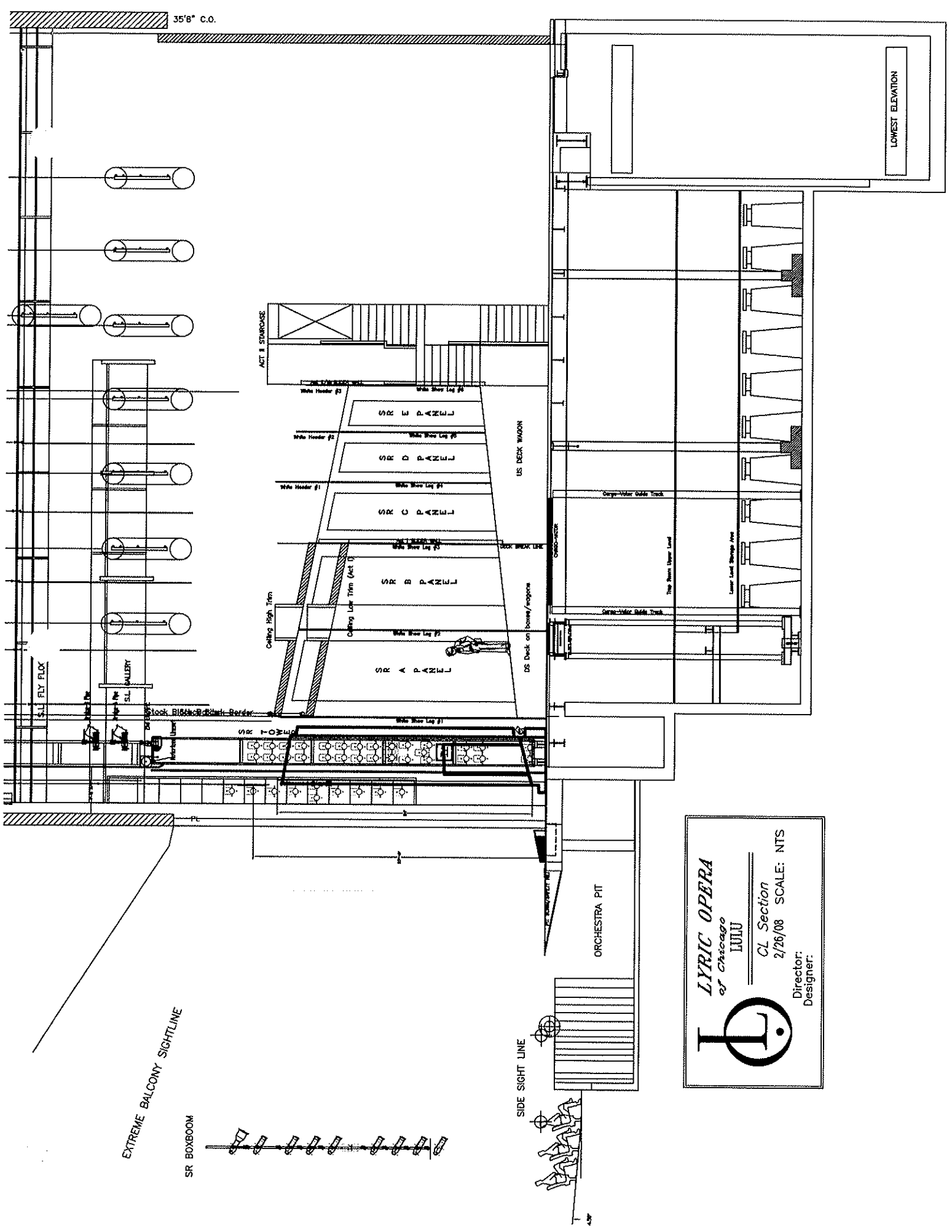
**LYRIC OPERA**  
*of Chicago*

**LULU**

Ground Plan  
 12/1/2008 Scale: NIS  
 Director: Curran  
 Designer: Knight



35'8" C.O.



LOWEST ELEVATION

ACT II STAIRCASE

US DECK WAGON

DS Deck on beams/wings

ORCHESTRA PIT

EXTREME BALCONY SIGHTLINE

SR BOXBOOM

SIDE SIGHT LINE

**LYRIC OPERA**  
*of Chicago*  
**LULU**  
 CL Section  
 2/26/08 SCALE: NTS  
 Director:  
 Designer:

