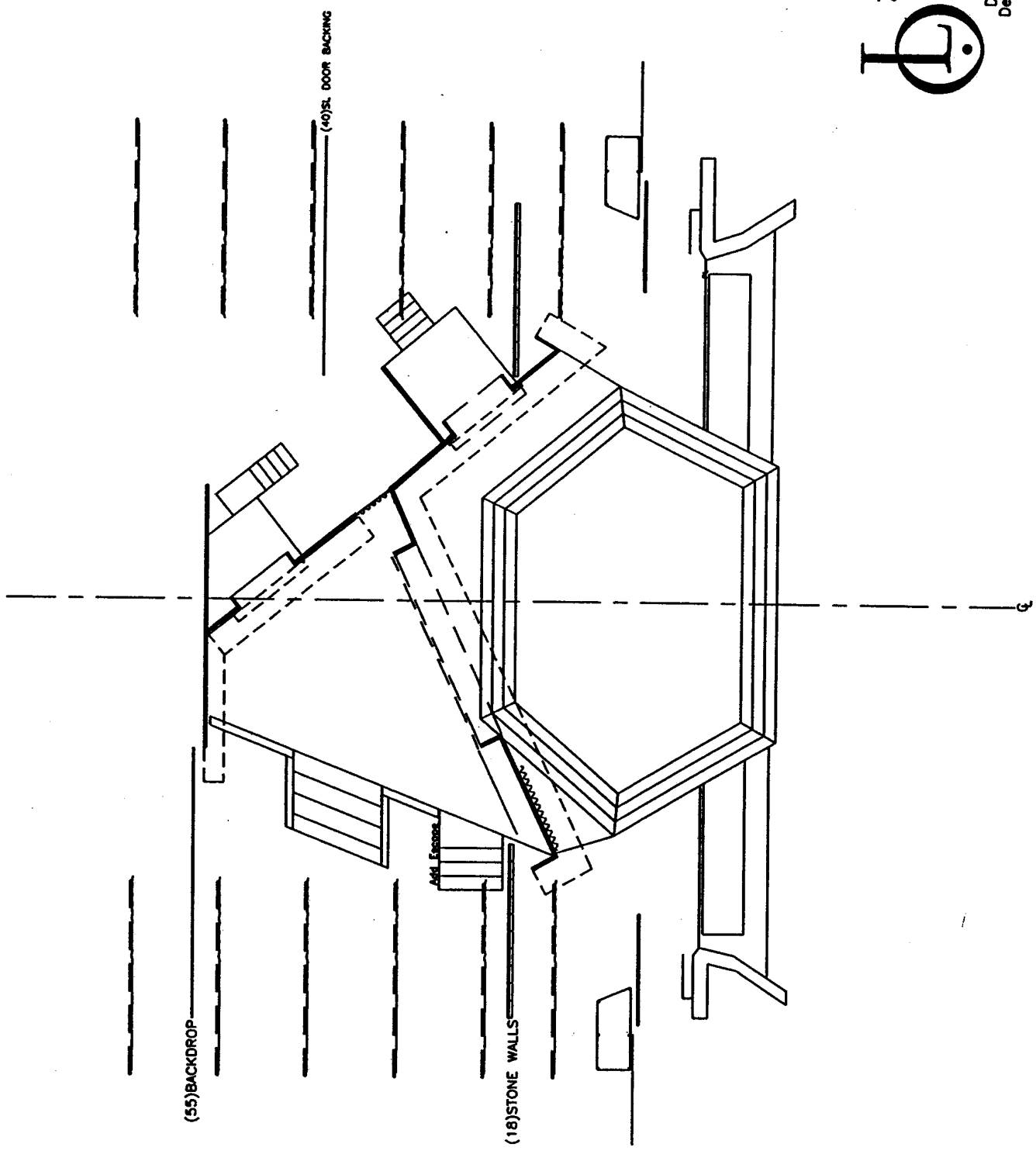
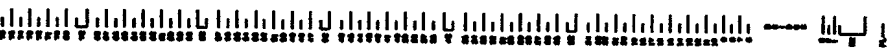



HANGING PLOT

Plot	Distance	Description	Motor	Trim	Scene
106	68-8"	#3 CYCLORAMA			REP
105	68-1"	#2 CYCLORAMA			REP
104	67-6"				
103	67-0"				
102	66-6"				
101	65-11"				
100	65-5"				
99	64-11"				
98	64-5"				
97	63-10"				
96	63-4"				
95	62-10"				
94	62-3"				
93	61-9"				
92	61-3"				
91	60-9"				
90	59-10"	#9 ELECTRIC			REP
89	58-11"				
88	58-5"				
87	57-11"				
86	57-5"	WHITE PLASTIC		3 & 4	
85	56-11"				
84	56-4"	BACKDROP			3
83	55-10"				
82	55-4"				
81	54-10"				
80	54-3"	CUT DROP			4
79	53-9"	Black Legs			ALL
78	52-11"	#8 ELECTRIC			REP
77	52-0"				
76	51-6"				
75	50-11"	BLACK BORDER			4
74	50-5"				
73	49-11"	Black Scrim			3
72	49-4"				
71	48-10"	FIREWORKS			4
70	48-4"				
69	47-10"				
68	47-3"				
67	46-9"	#7A ELECTRIC			REP
66	45-7"	#7 ELECTRIC			REP
65	45-0"				
64	44-5"				
63	43-11"				
62	43-5"				
61	42-10"				
60	42-4"	#7 BLACK LEGS			REP
59	41-10"	#5 REP BLACK BORDER			REP
58	41-4"				
57	40-10"				
56	40-3"				
55	39-9"	#6 ELECTRIC			REP
54	39-0"				
53	38-0"				
52	37-6"	BACKDROP			1
51	37-0"	SR BACKING			3
50	36-6"				
49	35-11"				
48	35-5"	#5 BLACK LEGS			REP
47	34-11"	#4 REP BLACK BORDER			REP
46	34-5"				
45	33-10"	Snow Bag			4
44	33-4"	Snow Bag			4
43	32-10"	RED BACKING			2
42	32-0"	#5 ELECTRIC			REP
41	31-0"				
40	30-6"	ARCH UNIT			4
39	30-0"				
38	29-6"				
37	29-0"				
36	28-5"	#5 BLACK LEGS			REP
35	27-11"	#3 REP BLACK BORDER			REP
34	27-5"	St Door Backing		1 & 3	
33	27-0"				
32	26-11"	#2 TREES			4
31	26-5"				
30	25-10"				
29	24-9"	#4 ELECTRIC			REP
28	24-0"				
27	23-0"				
26	22-11"				
25	22-5"				
24	21-11"	#4 BLACK LEGS			REP
23	21-5"	#2 REP BLACK BORDER			REP
22	21-0"				
21	20-11"				
20	20-5"	SR DOOR BACKING			3
19	19-10"				
18	19-4"	GARDEN BACKING			2
17	18-10"				
16	17-11"	#3 ELECTRIC			REP
15	17-0"				
14	16-9"	SL/SR Treble			4
13	16-0"				
12	15-11"				
11	15-5"	#3 BLACK LEGS			REP
10	14-11"	#1 REP BLACK BORDER			REP
9	14-5"				
8	13-10"	STONE WALLS			1,2,3
7	13-4"				
6	12-10"				
5	12-3"				
4	11-9"				
3	11-3"				
2	10-9"	#2 BLACK LEGS			REP
1	10-3"	#1 TREES			4
HC	9-9"	CHANDLIER			2
FC	9-3"	CONFERR-W/ TECHNICAL DR			
8	8-9"				
7	8-3"				
6	7-8"	CONFERR W/ TECHNICAL DR			
BRIDGE					
3	3-6"				
2	3-1"				
1	2-9"				
HC	1-9"	HOUSE CURTAIN			
FC	0-6"	FIRE CURTAIN			
Plot	Distance from Pl	Description	Motor	Trim	Scene



SC 11



LYRIC OPERA of Chicago

FIGARO

Ground Plan

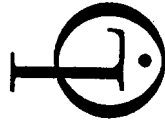
 10/3/03 SCALE: N/A

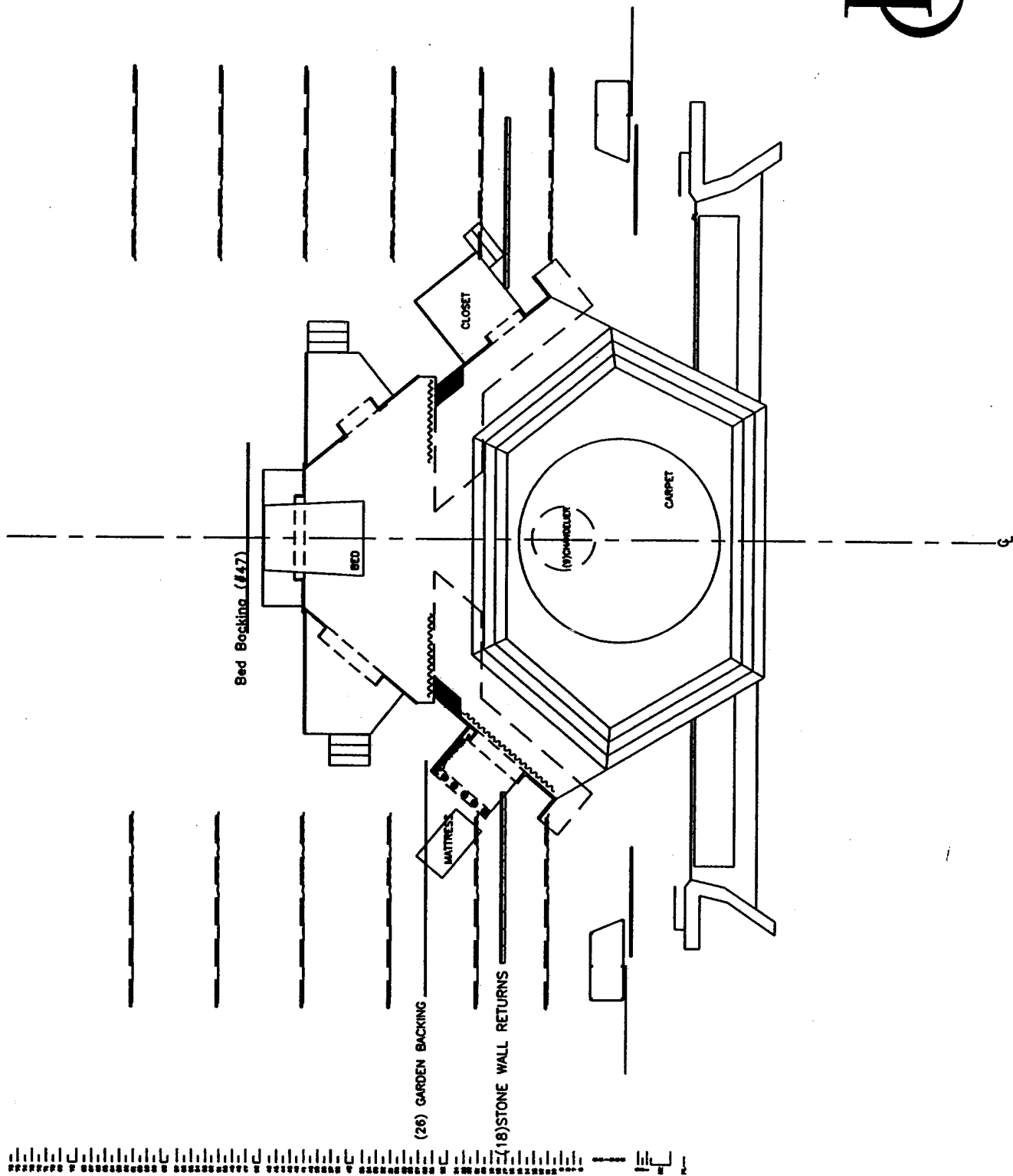
 Director: Sir Peter Hall

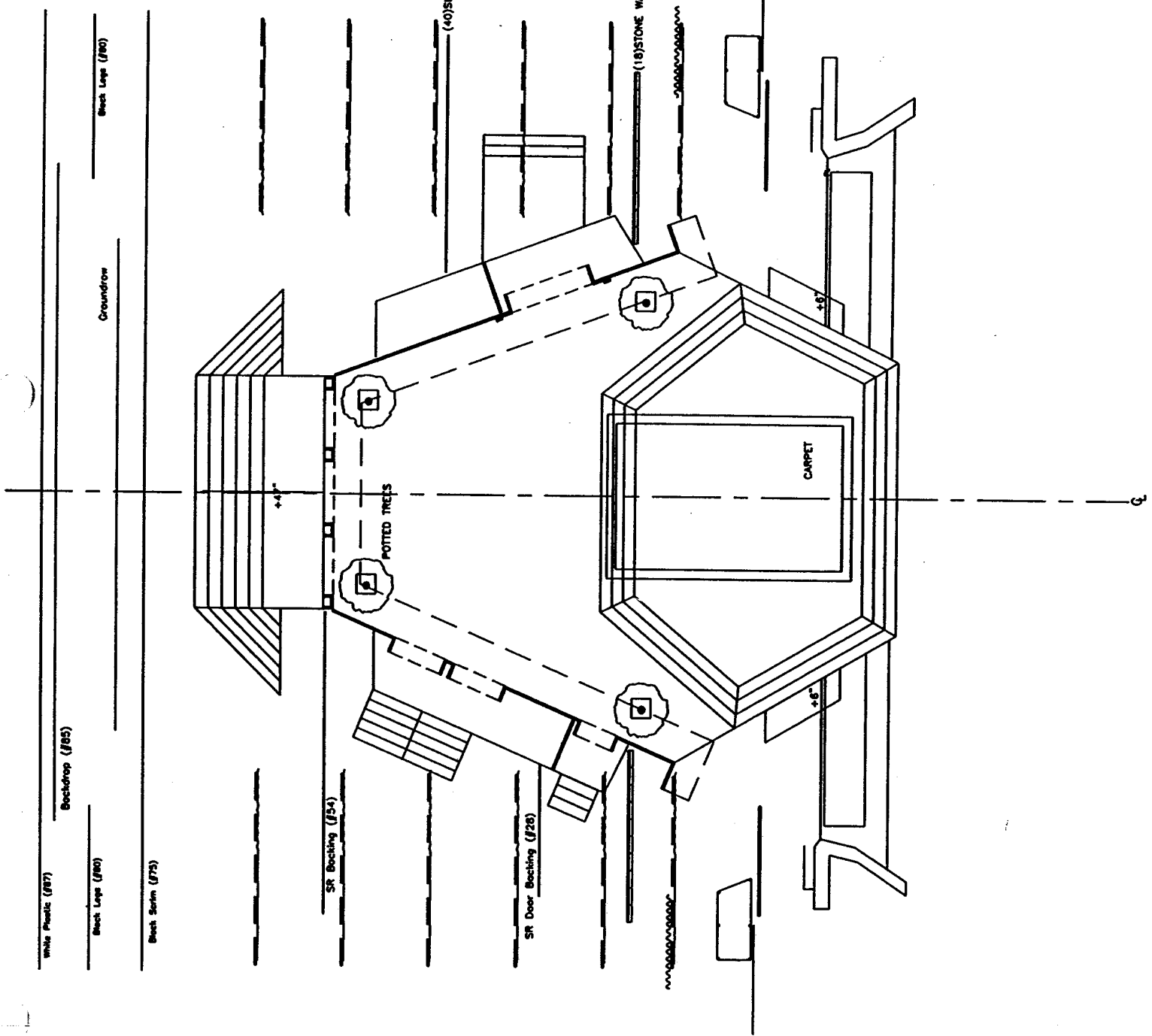
 Designer: John Bury



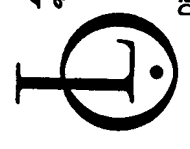
SC 21


LYRIC OPERA
of Chicago
FIGARO
Ground Plan
 10/3/03 SCALE: N/A
 Director: Sir Peter Hall
 Designer: John Bury



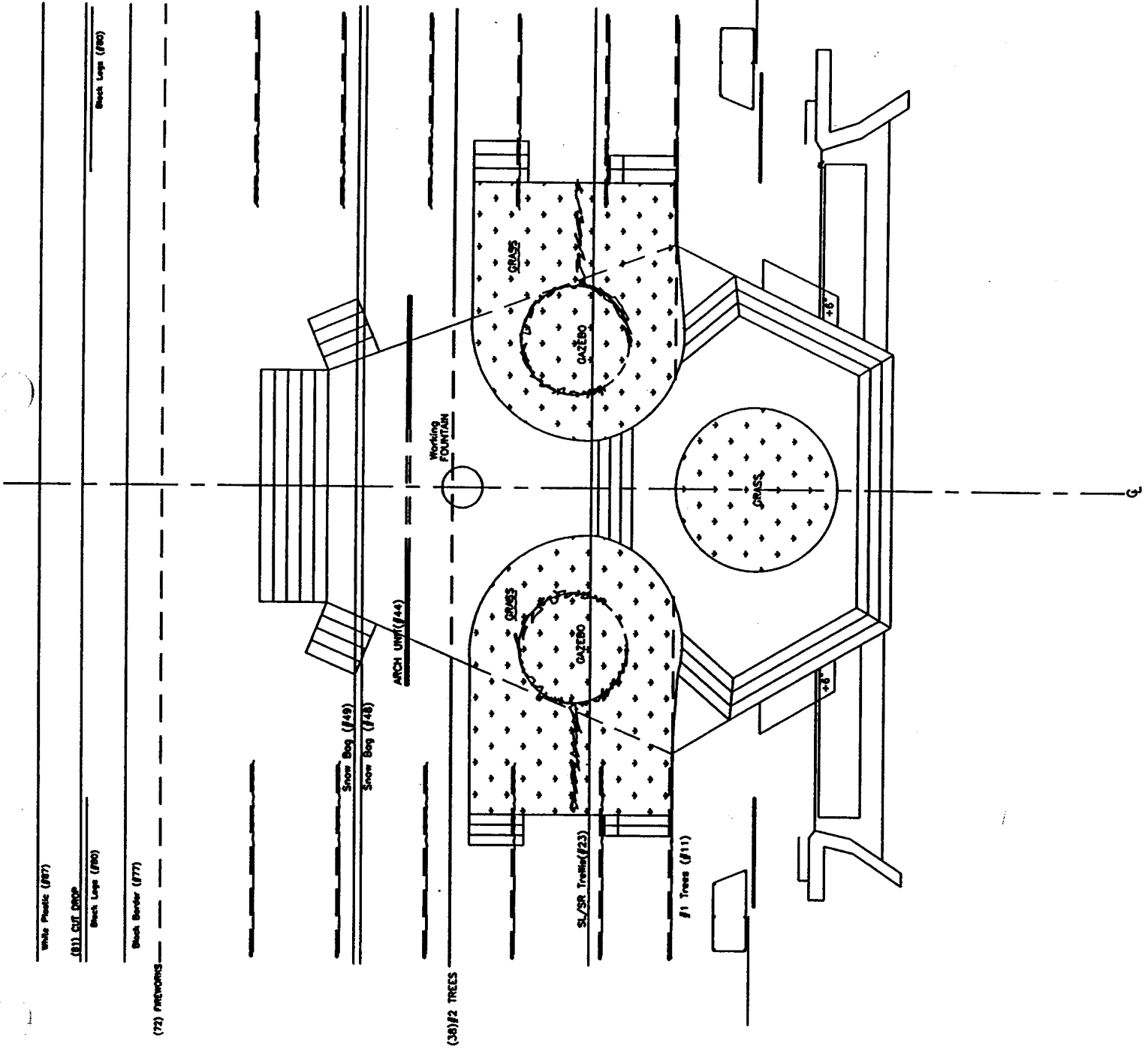


SC 31

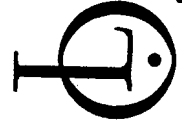


LYRIC OPERA
of Chicago
FIGARO
Ground Plan
10/3/03 SCALE: N/A
Director: Sir Peter Hall
Designer: John Bury





SC 41



LYRIC OPERA
 of Chicago

FIGARO

Ground Plan

10/3/03 SCALE: N/A

Director: Sir Peter Hall
 Designer: John Bury

BATTEN


CONTROL LINE

To Power Supply

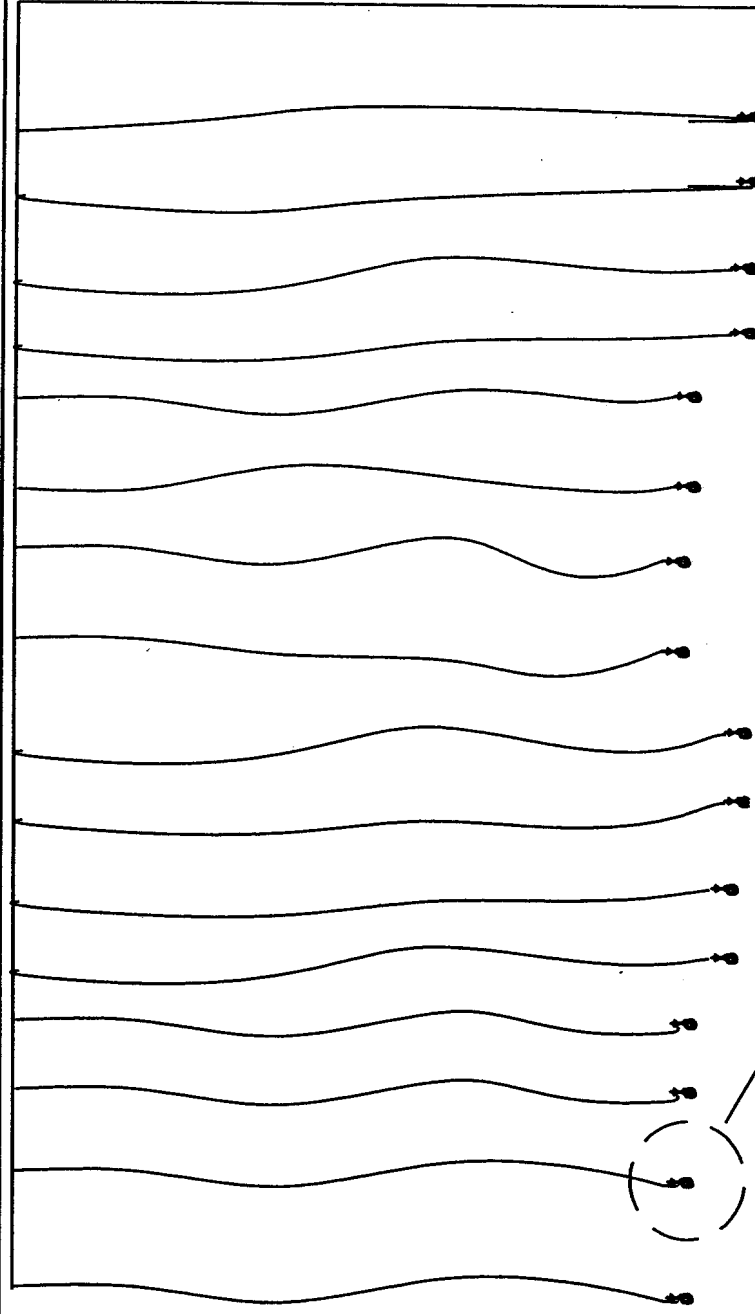


CONTROL PANEL

110v
2 amps



by
J & M Associates
316 W. 52nd Street
New York, NY. 10019



ACTUAL SIZE OF BAG

ELECTRIC MATCH

1/2"

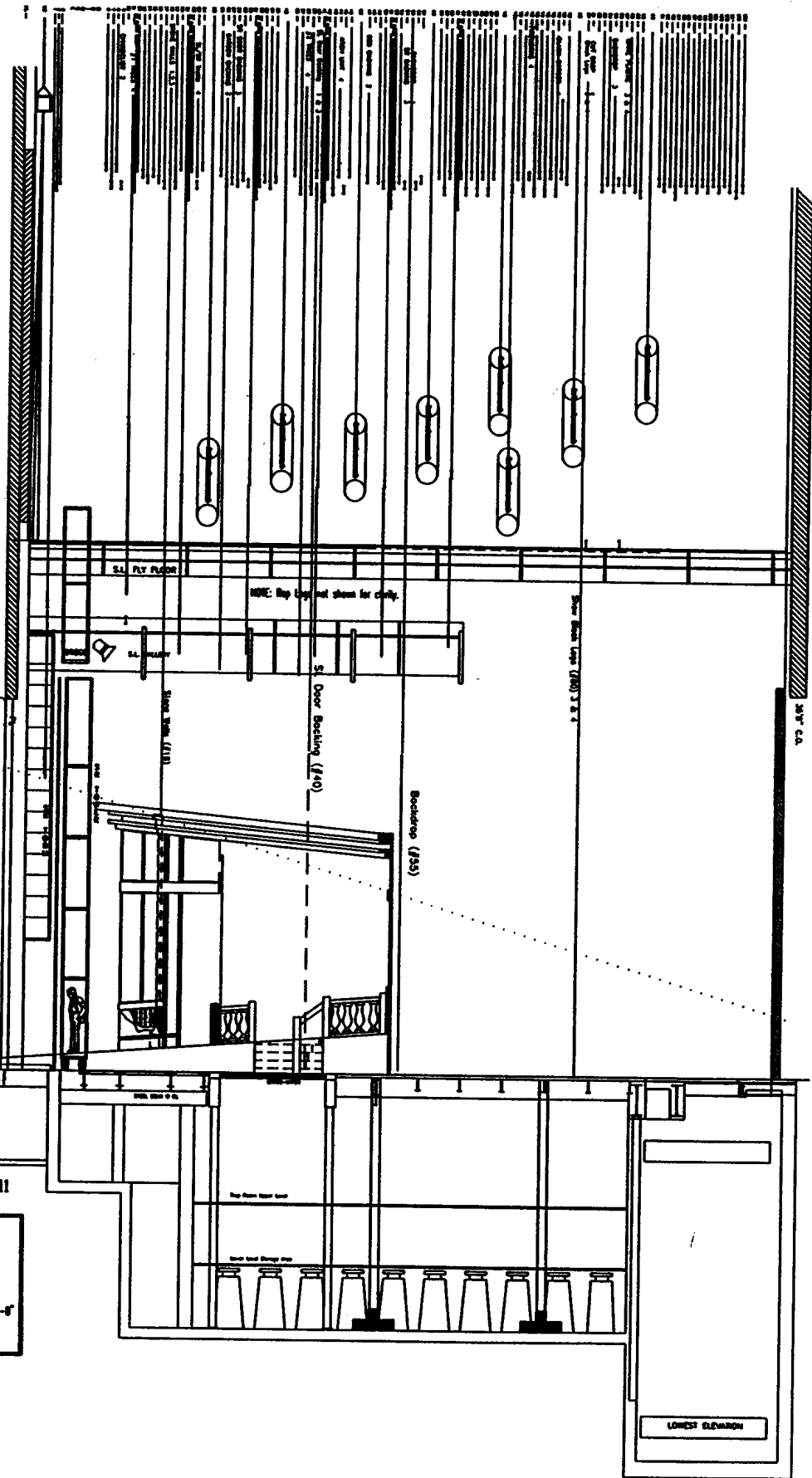
FLASH COTTON

FLASH PAPER (wrapped around cotton)


Amounts:
100 milligrams Powder (each)
PyroPak/ LunaTech - Slow Sparkle Flash Powder
300 milligrams Nitrocellulose (each)
PyroPak/ Luna Tech - Flash Paper, Flash Cotton

ENLARGED VIEW OF EFFECT

16 Total - Fired in Pairs
8 - Per Batten



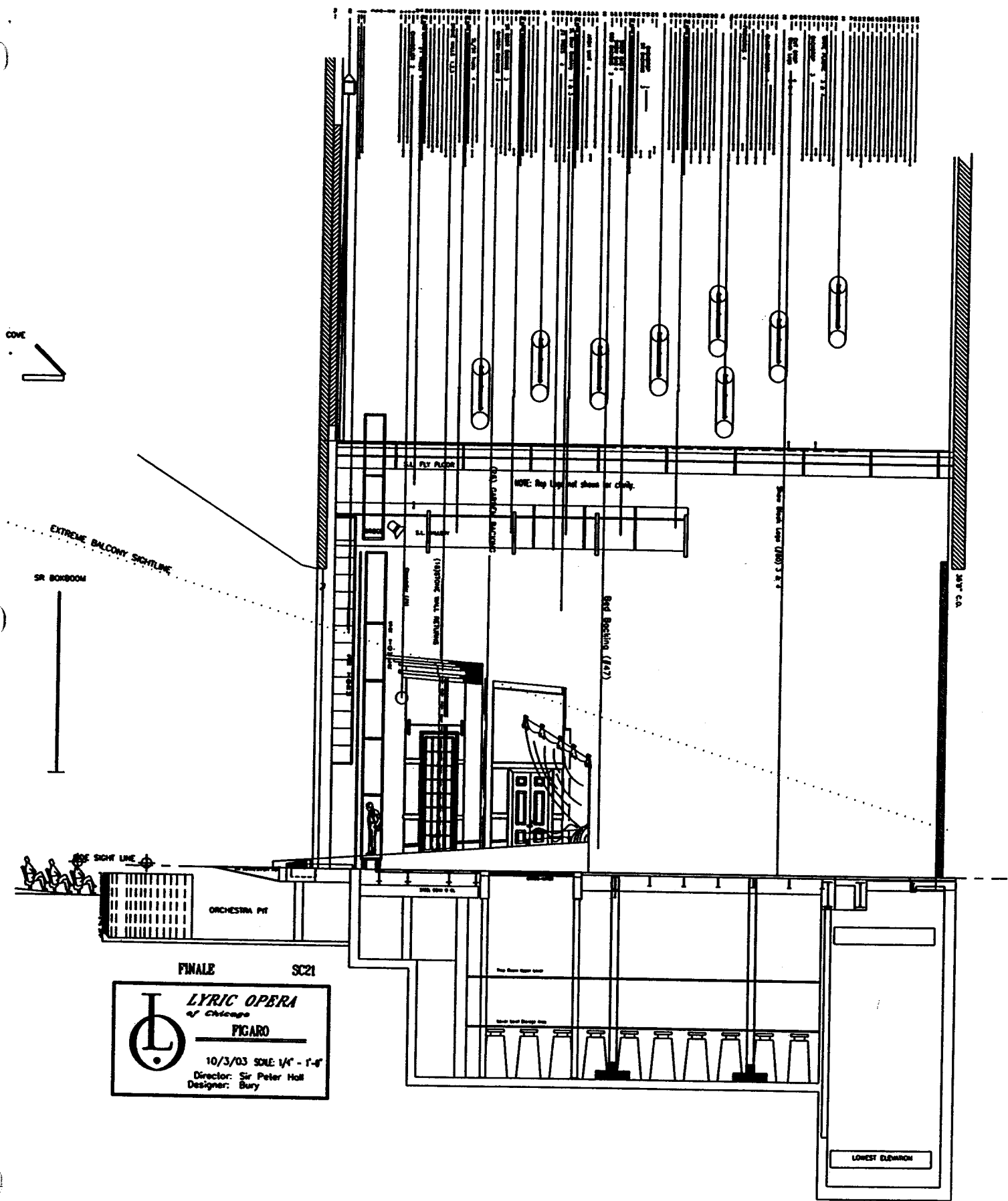
EXTREME BALCONY SIGHTLINE




FINALE SC11


LYRIC OPERA
of Chicago
FIGARO
 10/3/03 SOLE 1/4" - 1'-0"
 Director: Sir Peter Hall
 Designer: Bury

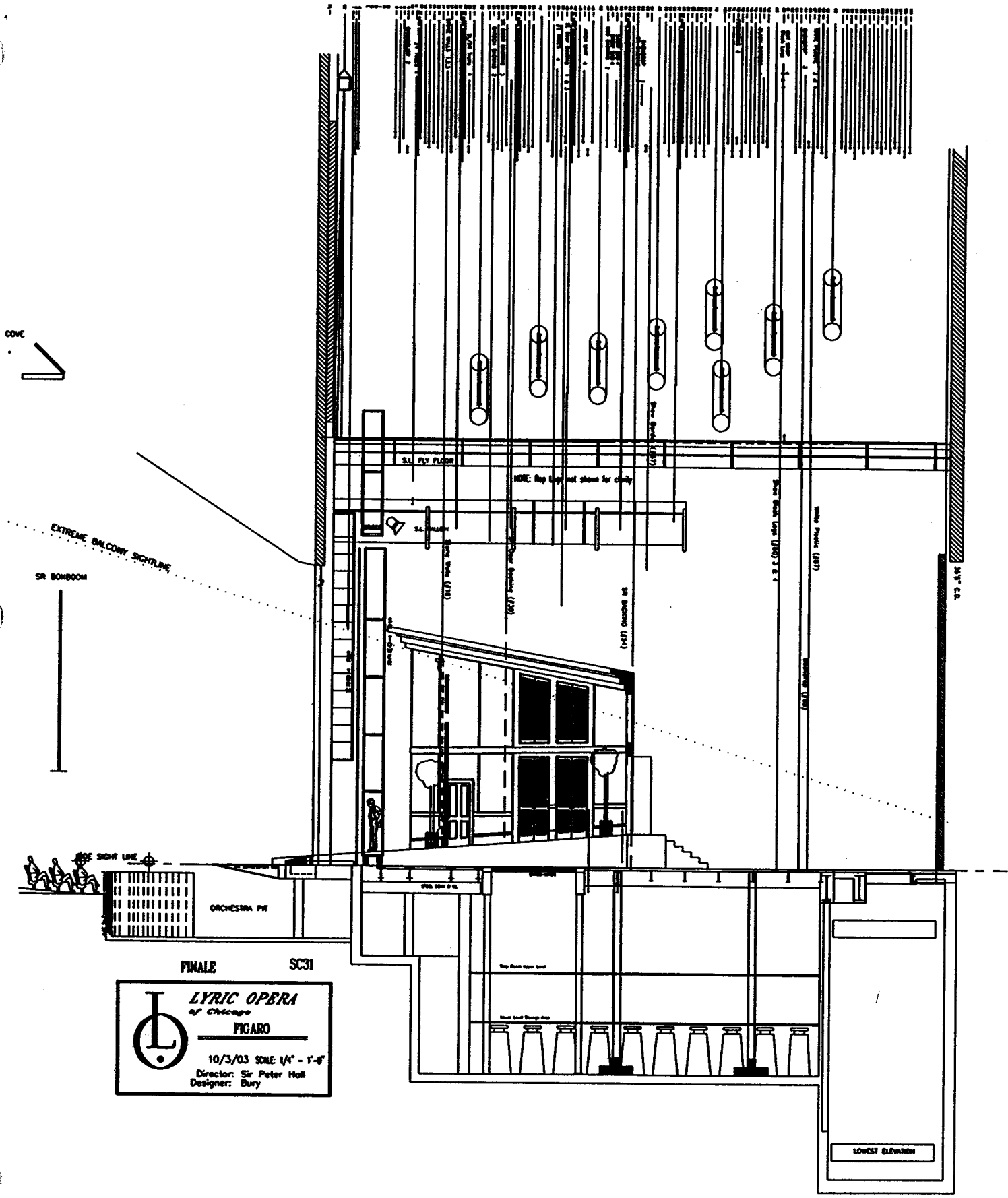
LOWEST ELEVATION




FINALE SC21


LYRIC OPERA
of Chicago
FIGARO
 10/3/03 SCALE 1/4" = 1'-0"
 Director: Sir Peter Hall
 Designer: Bury

LOWEST ELEVATION




LYRIC OPERA
of Chicago
FIGARO
 10/3/03 SCALE 1/4" = 1'-0"
 Director: Sir Peter Hall
 Designer: Bury

